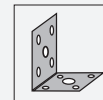




Safety light grid mirror SLC-350-M

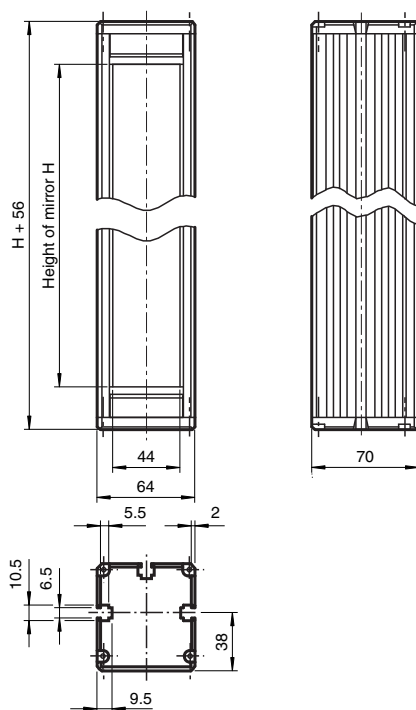


- Deflecting mirror for multi-sided protection safety layouts using SLC series safety light grids

Safety light grid mirror



Dimensions



Technical Data

Functional safety related parameters

Safety Integrity Level (SIL)	SIL 3
Performance level (PL)	PL e
Category	Cat. 4
Mission Time (T_M)	20 a
PFH_d	1.5 E-8

Approvals and certificates

CCC approval	CCC approval / marking not required for products rated ≤ 36 V
--------------	--

Ambient conditions

Ambient temperature	-20 ... 60 °C (-4 ... 140 °F)
---------------------	-------------------------------

Release date: 2020-03-23 Date of issue: 2020-10-06 Filename: 420873_eng.pdf

Refer to "General Notes Relating to Pepperl+Fuchs Product Information".

Pepperl+Fuchs Group
www.pepperl-fuchs.com

USA: +1 330 486 0001
fa-info@us.pepperl-fuchs.com

Germany: +49 621 776 1111
fa-info@de.pepperl-fuchs.com
















Singapore: +65 6779 9091
fa-info@sg.pepperl-fuchs.com

PEPPERL+FUCHS

Technical Data

Storage temperature	-25 ... 70 °C (-13 ... 158 °F)
Mechanical specifications	
Material	
Housing	Extruded aluminum profile , powder coated , RAL 1021 (yellow)
Suitable series	
Safety Series	SLC

Matching system components

	SB4-OR-4XP-B-4159	Safety control unit
	SB4-OR-4XP	Safety control unit
	SB4-OR-4XP-B	SB4 series safety control unit with 1 optional module slot for functional enhancement
	SB4-OR-4XP-B-B	SB4 series safety control unit with optional module slots for functional enhancement
	SB4-OR-4XP-B-B-B	SB4 series safety control unit with optional module slots for functional enhancement
	SB4-OR-4XP-B-B-B-B	SB4 series safety control unit with optional module slots for functional enhancement
	SB4-OR-4XP-B-B-B-B-B	SB4 series safety control unit with optional module slots for functional enhancement
	SB4-OR-4XP-B-4158	Safety control unit
	SB4-OR-4XP-3819	Safety control unit
	SB4-OR-4XP-4M	Safety control unit
	SB4-OR-4XP-4MD	Safety control unit
	SB4-OR-4XP-4M-4136	Safety control unit of series SB4
	SB4-OR-4XP-4X	Safety control unit
	SB4-OR-4XP-4X-3819	Safety control unit
	SB4-OR-4XP-4136	Safety control unit of series SB4

Release date: 2020-03-23 Date of issue: 2020-10-06 Filename: 420873_eng.pdf

Model Number

Order Code	Mirror height H	Housing length L
SLC-350-M	350 mm	406 mm
SLC-500-M	500 mm	556 mm
SLC-800-M	800 mm	856 mm
SLC-1000-M	1000 mm	1056 mm
SLC-1300-M	1300 mm	1356 mm
SLC-1600-M	1600 mm	1656 mm
SLC-1900-M	1900 mm	1956 mm
SLC-2400-M	2400 mm	2456 mm

Application

Application:

The mirror is set, such that the light beam from the emitter is deflected to the receiver. In the case of a deflection of the protective field through 90° the mirror is set at an angle of 45°.

When setting up the arrangement, care must be taken to ensure that all the components are aligned perpendicularly and at the same height. In order to provide a coarse alignment of the mirror, the mirror should be rotated such that the profile of the receiver can be seen in the mirror when viewed from the emitter towards the mirror.

This alignment procedure is simplified by using the laser alignment tool BA SLP.

Each mirror used reduces the range by about 15% max.

Care should therefore also be taken to ensure that the mirror surfaces are clean. Only non-abrasive cleaning agents and lint-free cloth should be used for this purpose.

Mounting sets are available for fixing purposes. Two such sets are required per mirror.

Attention should be paid to the information provided in the operating instructions applicable to the emitter and receiver in use. When making a periodic inspection of the arrangement, the protective field should be broken both before and after reflection on the mirror!